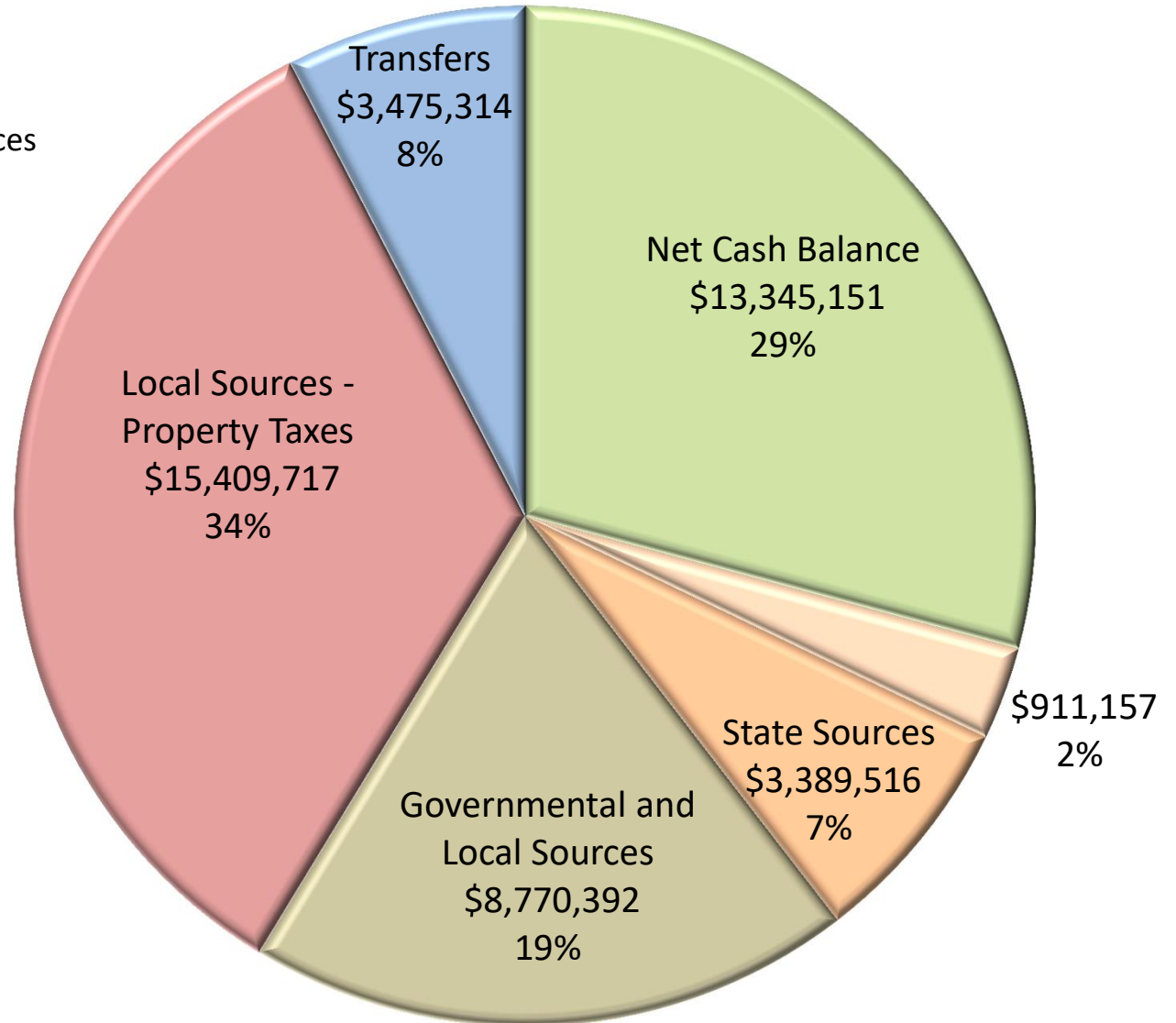


# **Madison County Nebraska 2019-2020 Budget**

# Source of Funds

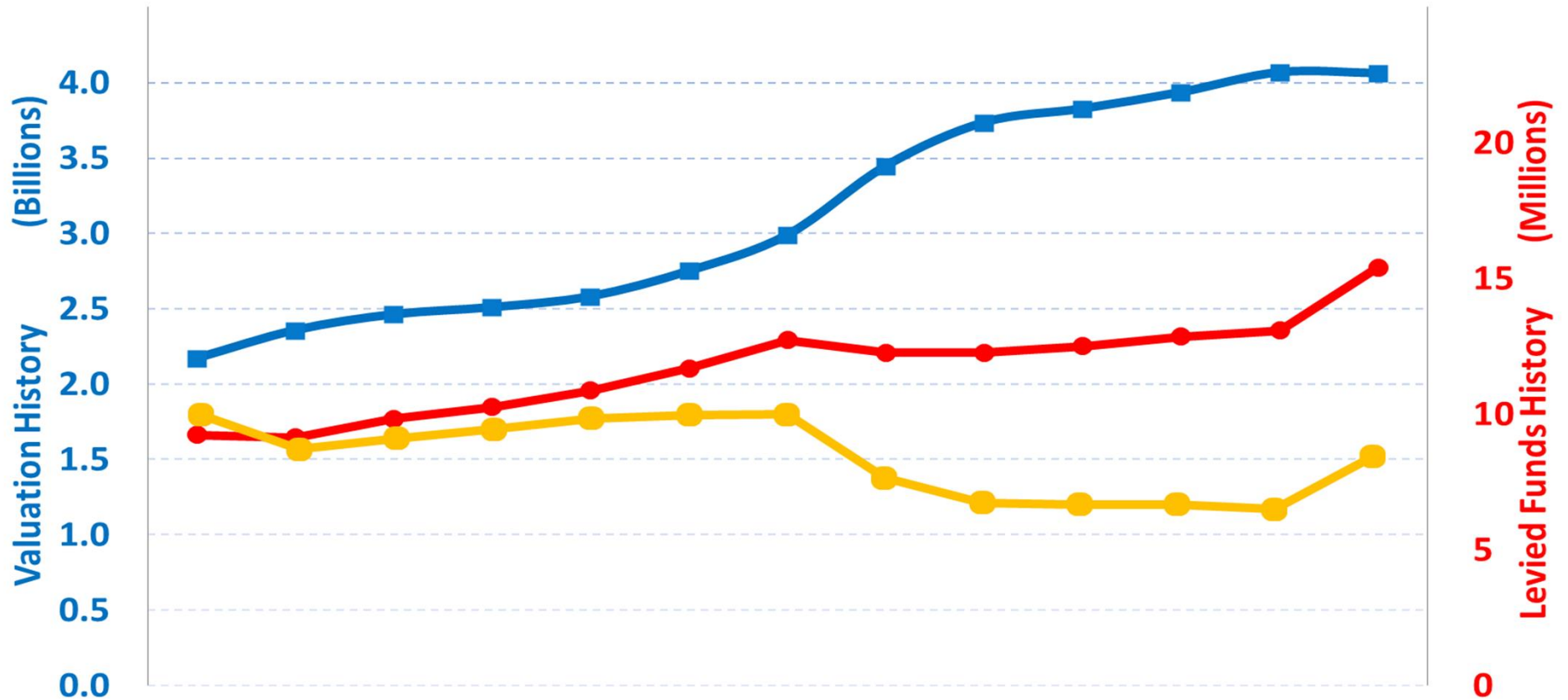
- Net Cash Balance
- Federal Sources
- State Sources
- Intergovernmental and Local Sources
- Local Sources - Property Taxes
- Transfers



**Madison County Nebraska – 2019 – 2020 Budget**

# Madison County Nebraska

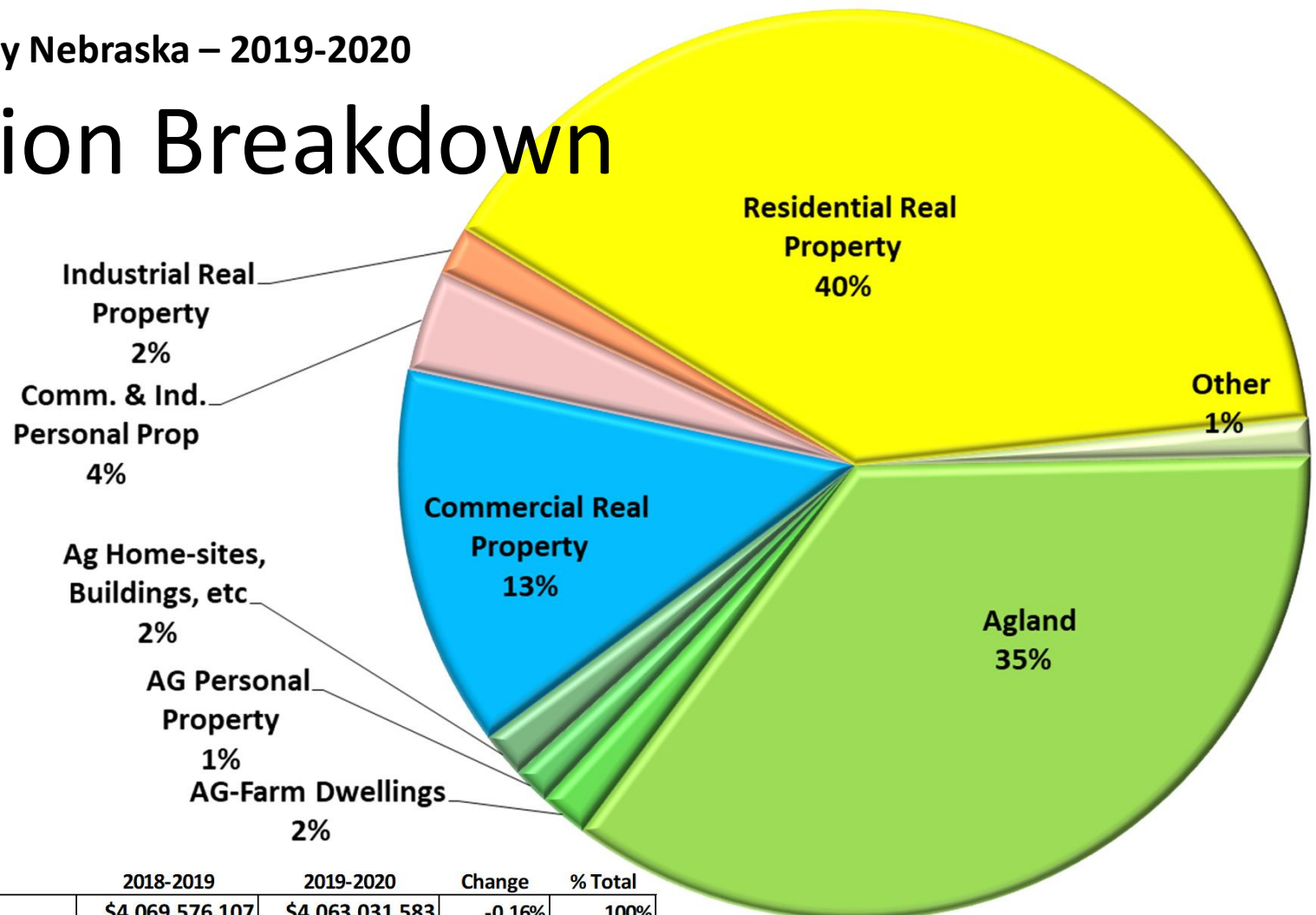
## Valuation, Tax Levy, & Levied Funds History



Fisc Year	2007	2008	2009	2010	2011	2012	2013	2014	2015	2016	2017	2018	2019
Valuation	2.172 B	2.358 B	2.463 B	2.510 B	2.582 B	2.752 B	2.991 B	3.448 B	3.737 B	3.828 B	3.937 B	4.070 B	4.063 B
Levy	0.425021	0.387216	0.398975	0.408976	0.421090	0.424852	0.425475	0.355747	0.328287	0.326778	0.326706	0.326507	0.379266
Levy Funds	9,234,115	9,133,763	9,827,338	10,267,495	10,874,806	11,692,292	12,728,438	12,268,848	12,268,862	12,510,241	12,864,608	13,295,549	13,295,549

## Madison County Nebraska – 2019-2020

# Valuation Breakdown



		2018-2019	2019-2020	Change	% Total	
	<b>TOTAL</b>	<b>\$4,069,576,107</b>	<b>\$4,063,031,583</b>	<b>-0.16%</b>	<b>100%</b>	
-	Other	\$52,159,181	\$53,866,295	3.27%	1%	(RR's & Public Service R.E. & P.P.)
A	Agland	\$1,569,048,756	\$1,444,047,834	-7.97%	41%	(NOTE: The ASSUMPTION is made that this is all outside city limits [this may or may not be true])
A	AG-Farm Dwellings	\$64,428,013	\$69,051,264	7.18%	2%	(NOTE: The ASSUMPTION is made that this is all outside city limits [this may or may not be true])
A	AG Personal Property	\$54,827,275	\$52,743,200	-3.80%	2%	(NOTE: The ASSUMPTION is made that this is all outside city limits [this may or may not be true])
A	Ag Home-sites, Buildings, etc	\$64,201,728	\$65,976,220	2.76%	2%	(NOTE: The ASSUMPTION is made that this is all outside city limits [this may or may not be true])
C	Commercial Real Property	\$540,176,917	\$550,090,745	1.84%	13%	(NOTE: This is BOTH Inside & Outside city limits)
C & I	Comm. & Ind. Personal Prop	\$128,580,017	\$144,895,040	12.69%	3%	(NOTE: This is BOTH Inside & Outside city limits)
I	Industrial Real Property	\$71,415,929	\$71,333,537	-0.12%	2%	(NOTE: This is BOTH Inside & Outside city limits)
R	Residential Real Property	\$1,524,738,291	\$1,611,027,448	5.66%	36%	(NOTE: An ASSUMPTION is made that this is all Inside city limits [this may or may not be true])